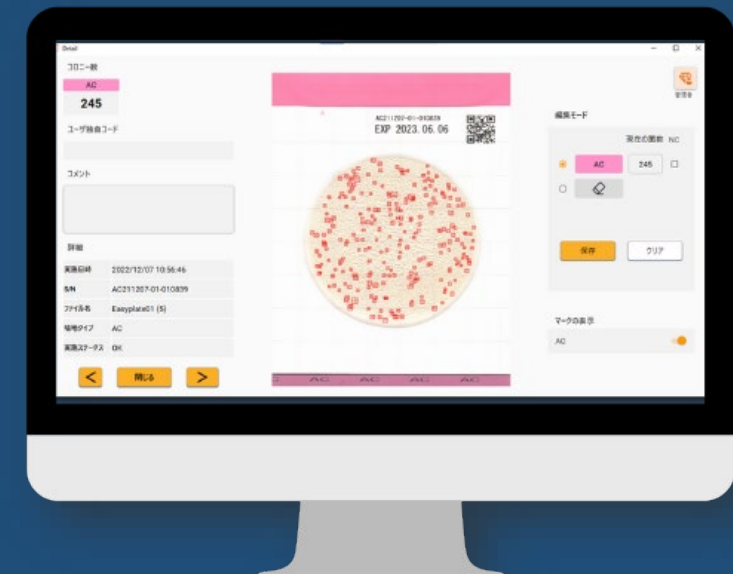


PRECAUTION OF USE FOR COLONY COUNTING SYSTEM





Please read the following information for the Colony Counting System to function properly.

If the setting is not correct, it may ruin the sample or lead to malfunction of scanner.



● ● PRECAUTION FOR SCANNER ADS-4300N ● ●


Make sure the “Document Separation Switch” is set to
“Manual Single Mode  ”



If it is set to “Continuous Feed Mode” there is a possibility that it will ruin the sample




● ● PRECAUTION FOR SCANNER ADS-4300N ● ●



Make sure that the back side of the Easy Plate is faced forward.

The colored strip will be at the top.

● ● PRECAUTION FOR SCANNER ADS-4300N ● ●



Set a thick blank paper that is about half the size of Easy Plate

There is a possibility that the last two scans being overlapped.

This could be prevented by placing a blank paper before the sample.



● ● PRECAUTION FOR SCANNER ADS-4300N ● ●

Scan Setting	Setting
Scan document	Photo
Paper size	Automatic
Color setting	16.77 million colors
Resolution	600 x 600 dpi
Double-side scan	OFF
Blank paper removal	ON
Tilt correction	ON
Color tone	Custom (default value)
File format	Bitmap

Configure the scan setting as shown to scan Easy Plate Series.

If the yellow highlighted is not set correctly, the scan will not work properly.

● ● Website

For more information click the link below.

Colony Counting System
for Easy Plate

Reach out for any questions or concerns.

Contact form

